

---

S P E C F I L E

---

Product Number : **ET-FMP20**

Product Name : **Media Processor  
(Box-type)**



## Specifications

### Main unit (Specifications subject to change without notice.)

|                              |  |  |
|------------------------------|--|--|
| Type                         | Box-type   |  |
| Terminals                    | LAN  | RJ-45 x 1 for network connection<br>10Base-T/100Base-TX, 1000Base-T, NDI® compatible |
|                              | HDMI™ OUT 1/2/3/4  | HDMI™ x 4<br>Audio signal: Linear PCM (Sampling frequency: 48 kHz/44.1 kHz)          |
|                              | Audio OUT  | 3.5 mm stereo mini-jack  |
| Max. video output resolution | 3840 x 2160/60p <sup>1</sup> x 1 or 1920 x 1080/60p x 4 <sup>2</sup>   |  |
| Video format                 | H.264 <sup>3</sup> , 8-bit, 3840 x 2160 pixels, 60p, YP <sub>B</sub> P <sub>R</sub> 4:2:0, 300 Mbps /<br>H.265 <sup>4</sup> , 8-bit, 4096 x 4096 pixels, 60p, YP <sub>B</sub> P <sub>R</sub> 4:2:0, 300 Mbps |  |
| Audio format                 | AAC-LC, 16-bit, stereo   |  |
| Storage                      | 512 GB <sup>5</sup>  |  |
| Operating system             | Linux  |  |
| Power supply                 | AC 100V-240V 50Hz/60Hz   |  |
| Maximum power consumption    | 64 W   |  |
| Dimensions                   | Width  | Approx. 210 mm [8 9/32 in]   |
|                              | Height   | Approx. 44 mm [1 23/32 in] (Excluding feet)  |
|                              | Depth  | Approx. 295 mm [11 5/8 in]   |
| Weight                       | Approx. 2.0 kg (4.41 lbs) (Excluding AC adapter and cord)  |  |
| Operating environment        | Operating temperature  | 0-40 °C (32-104 °F)  |
|                              | Operating humidity   | 10-80 % (no condensation)  |

1 HDMI™ OUT 1 only, HDMI™ OUT 2/3/4 have a maximum resolution of 1920x1080/60p

2 When four HDMI™ outputs are used simultaneously.

3 Compatible profiles: Baseline, Main, High (4:2:0)

4 Compatible profiles: Main (4:2:0)

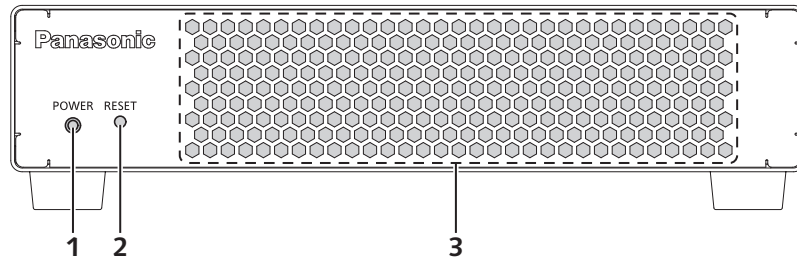
5 Approximately 30 GB of the total storage space is allocated for system usage and is unavailable to the user.

### Optional Accessories

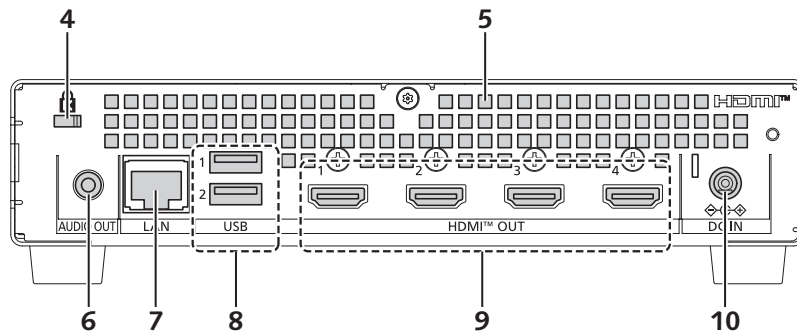
|                         |           |
|-------------------------|-----------|
| Rack Mounting Kit for 2 | ET-PKFMJ2 |
| Rack Mounting Kit for 1 | ET-PKFMJ1 |

Main body

■ Front

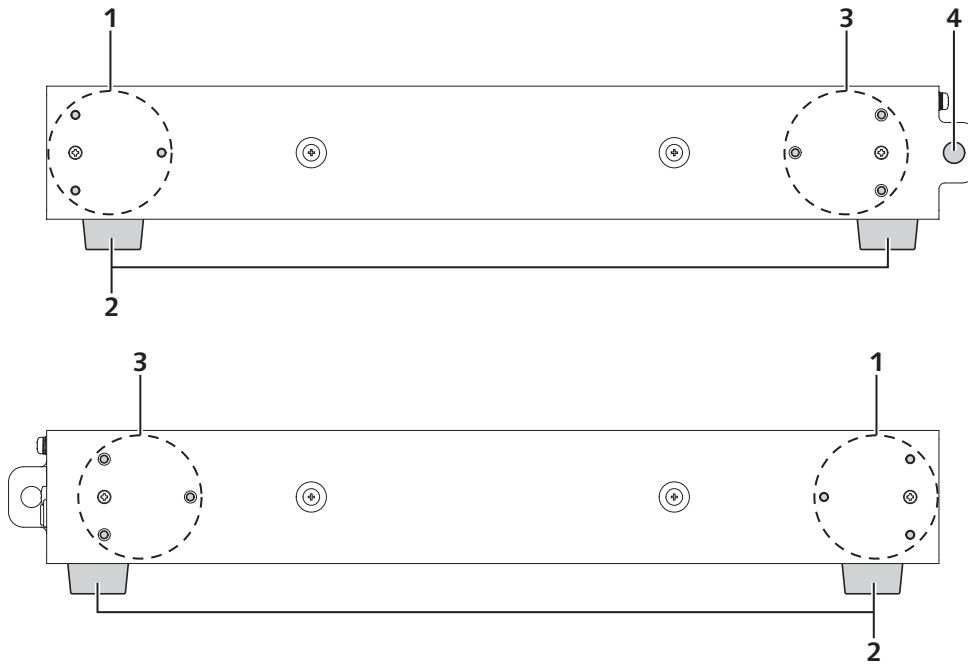


■ Rear



|   |  |    |  |
|---|--|----|--|
| 1 | <b>Power indicator &lt;POWER&gt;</b><br>Indicates the status of the device.  | 6  | <b>&lt;AUDIO OUT&gt; terminal</b><br>This terminal is for outputting audio signals.  |
| 2 | <b>&lt;RESET&gt; button</b><br>This button initializes the network settings.<br>If you press and hold the button, the settings of [System] menu<br>→ [Network] page are initialized and the device restarts. | 7  | <b>&lt;LAN&gt; terminal</b><br>This terminal is for connecting to a network.   |
| 3 | <b>Air intake vent</b>   | 8  | <b>&lt;USB&gt; terminals</b><br>These terminals are not used with this device.   |
| 4 | <b>Security slot</b><br>This security slot is compatible with Kensington security cables.  | 9  | <b>&lt;HDMI™ OUT 1&gt; terminal / &lt;HDMI™ OUT 2&gt; terminal /<br/>&lt;HDMI™ OUT 3&gt; terminal / &lt;HDMI™ OUT 4&gt; terminal</b><br>These terminals are for outputting HDMI signals. |
| 5 | <b>Air exhaust vent</b>  | 10 | <b>&lt;DC IN&gt; terminal</b><br>Connect the supplied AC adapter.  |

■ Sides



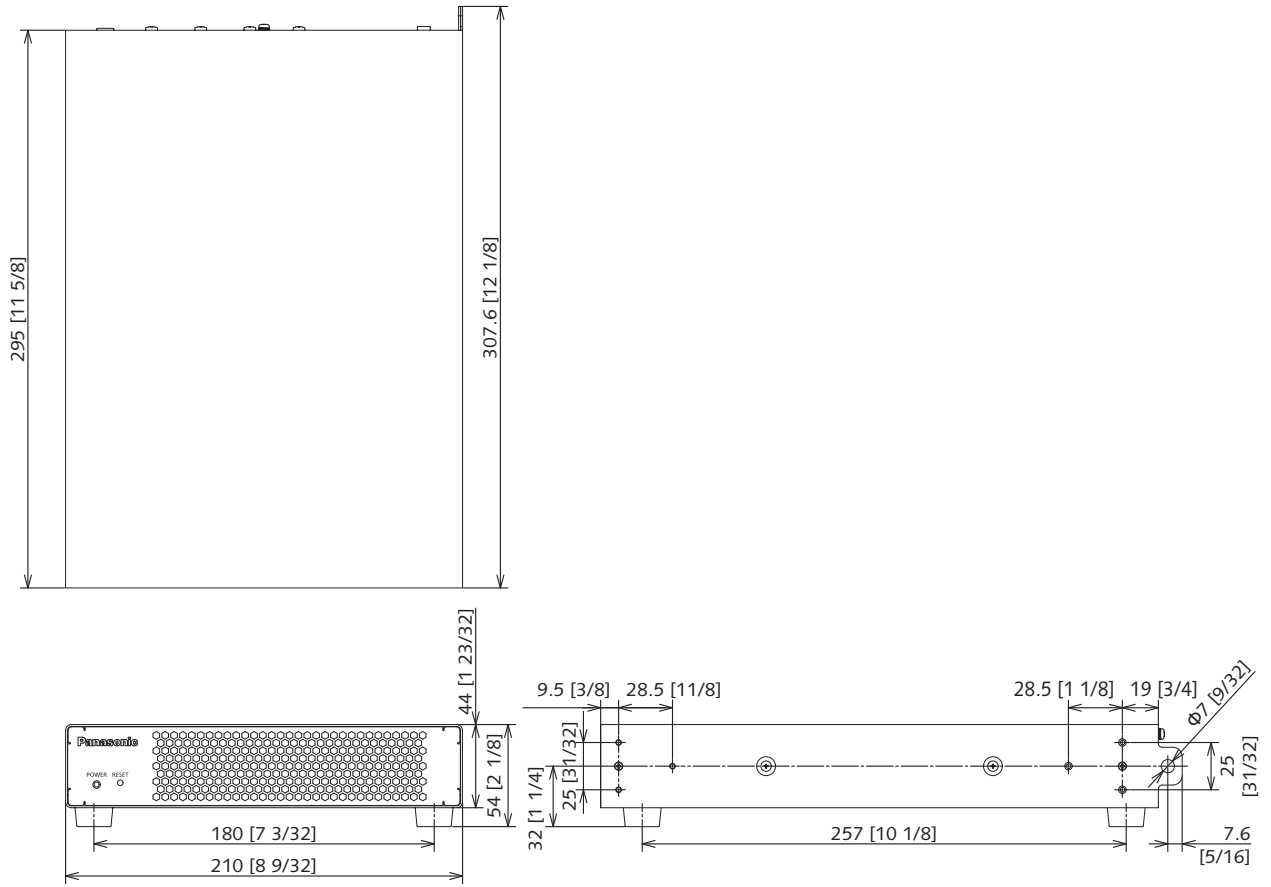
|   |  |   |  |
|---|--|---|--|
| 1 | <b>Rack mount bracket attachment position</b><br>Use these three screw holes to mount the device to a rack. Also use them to connect two devices horizontally. | 3 | <b>Connection angle bracket attachment position</b><br>Use these three screw holes to connect two devices horizontally.  |
| 2 | <b>Rubber feet</b><br>Rubber feet are removable.   | 4 | <b>Wire attachment hole</b><br>This hole is for attaching a commercially available drop prevention wire. You can also connect a theft prevention wire, padlock, etc. |

**Attention**

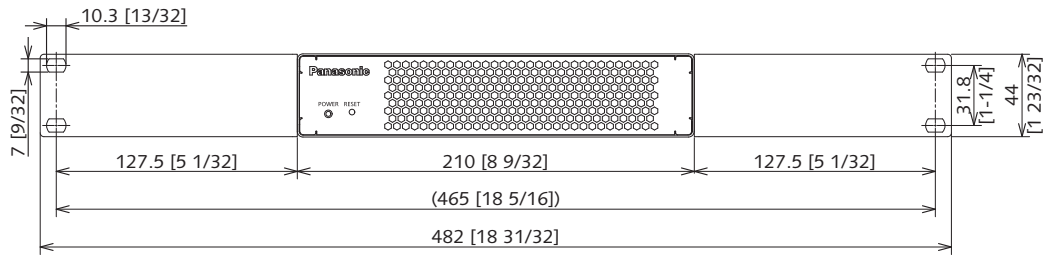
- The LAN cable connected directly to this device must be indoors only.

Dimensions

unit : mm [inch]  
 NOTE: This illustration is not drawn to scale.



■ When the Rack Mounting Kit (model no.: ET-PKFMJ1) is attached



■ When the Rack Mounting Kit (model no.: ET-PKFMJ2) is attached

